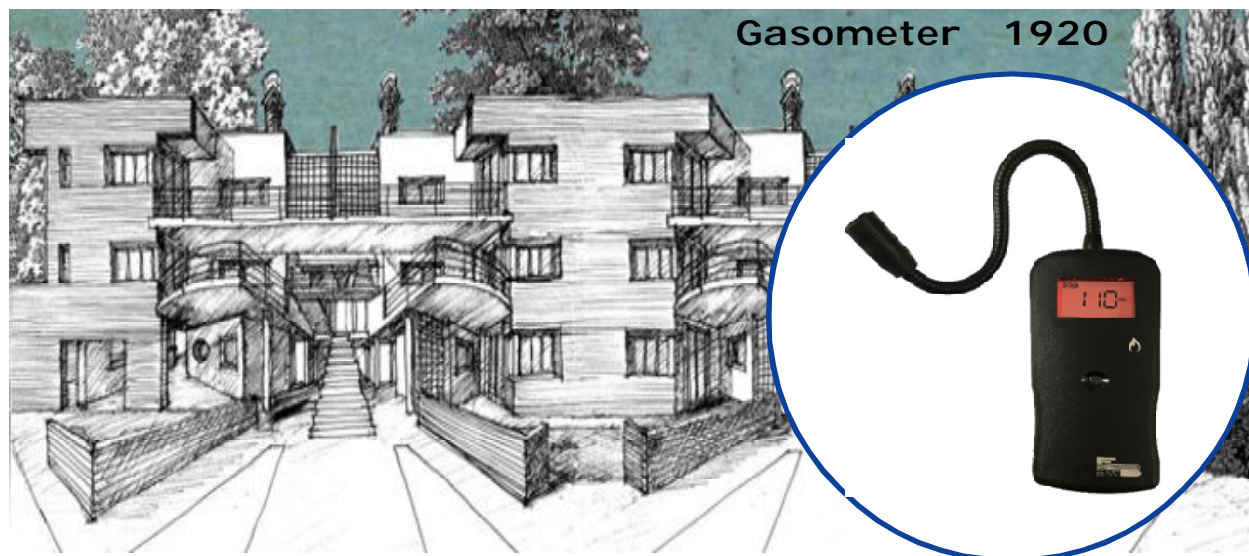


Portable gas leak detector NASE 25/S - NASE 30/S

Rev 2



Since the human being discovered the GAS, he has noticed its usefulness and since then he uses it for cooking, warming, and today in the industrialization. *But he has also discovered its dangerousness.*

To carry it the common people turn to technicians who need to be assured that their work is free of dangers To do this we need a reliable and secure control tool.

The **BEINAT S.r.l.** with its prestige that for over forty years distinguishes it and from the concept "**equipment fitness**" has created the portable gas leak detector

the **NASE25/S** equipped with **3 Alkaline batteries**
the **NASE30/S** equipped with **rechargeable LiPo battery**

Explosive Gas Detection

The modernity of this instrument and its precision in the detection are due to the Sensor whose response is managed by a microcontroller.

When a presence of **explosive gas** is detected, in addition to emitting a acoustic signal, the display lights up in a flashing red color, and indicates the concentration of dispersed gas environment.

The reading can also be performed in a low lighted environment as the display is backlit.

The charge and discharge of the battery is controlled by the microprocessor reporting on the display the percentage of charge.

Thank you for choosing the **BEINAT S.r.l.** digital tool, model **NASE25/S - NASE30/S**

Important Note

Read these instructions carefully before use and always keep them within hands reach while using the instrument.

The illustrations and texts shown on the screens in this manual may differ from those actually displayed.

The brand products **BEINAT S.r.l.** comply with European Directives ROHS 2002/95/EC, REACH 1907/2006, BATTERIES AND ACCUMULATORS 2006/66/EC RAEE 2003/96/EC



User guide and
maintenance

CONFORMITY

EN 50270
EN 50194

For your safety

To prevent damage to the product or injury to you and to third persons, before using the device read them carefully and in their entirety the following warnings, related to security

Keep them safe so they are available for consultation by anyone before using the appliance.

Immediately turn off the appliance in the event of malfunctioning.

In the event you detect smoke or a pungent or unusual odour coming from the appliance or power supply (optional accessory):

Immediately turn off the detector; disconnect the power supply from the mains, if connected to charge the battery, and send to the nearest Service Centre.

Do not try to dismantle the appliance.

Contact with internal components of the detector can cause injury. In the event of faults, the product should only be repaired by qualified personnel.

If the device is broken due to a fall or crash, consult the Service Centre for the necessary repairs.

Avoid contact with liquid crystals.

In the event the display breaks, pay attention not to injure yourself with the glass fragments and avoid the liquid crystals coming in contact with your skin, eyes or mouth.

To serve you long and satisfaction of your digital equipment, use it and store it keeping in mind the following precautions.

CHECK the integrity of the probe after having removed it from the box.

Any use of the detector for purposes other than the intended one is considered improper, and as a result of which **BEINAT S.r.l.** therefore disclaims any responsibility for possible damages caused to people, animals or objects.

Do not allow it to become wet. The detector can be seriously damaged as it is not waterproof either when immersed in water or exposed to high levels of humidity.

Do not drop it. Heavy knocks on hard surfaces and strong vibrations can damage the appliance.

Avoid strong magnetic fields. This detector should not be used or stored near radiation, or intense magnetic fields. Static electricity or magnetic fields generated by appliances such as radio transmitters can interfere with measurements, may damage data recorded, and internal circuits.

Above a certain temperature (+ 45 ° C about) the monitor becomes black, to make it visible again function you must cool it by placing it in the refrigerator for a few minutes.

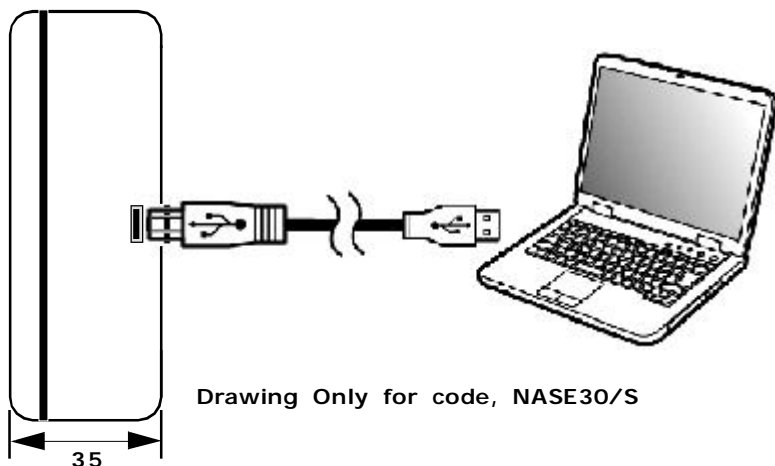
Cleaning Never clean the device with chemical products. If necessary, wash with a moist cloth.

Technical specifications

NASE25/S Powered by 3 AAA Alkaline stylus batteries 4,5 V
 Power demand during explosive gas detection.....190 mA
 Battery autonomy6 hours approx
 Control battery discharge On Display



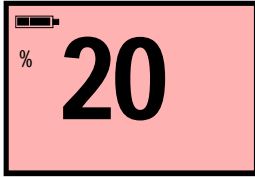

NASE30/S Powered by LiPo battery 3,7 V
 Power demand during explosive gas detection 190 mA
 Standby power stand by 170 mA
 Battery autonomy 8 hours approx
 Battery charger via PC
 Optional battery charger not supplied External 5 VDC 350 mA
 Charging time 7 hours
 Control battery charge and discharge On display

Flexible detection sensor Incorporated
 Positive Explosion Safety Protected Sensor with Anti-Flame Retina
 Measuring range 0% - 99.9%
 Sensor Range 500 - 10000 ppm (LPG)
 Response time 0.1 "
 Display backlit LCD
 Operating temperature -20 ° C ÷ + 45 ° C
 Auto-off function in explosive gas detection mode after 10 minutes
 Dimensions and weight 67 * 135 * 35mm 70gr





GAS Detection function Display

<p style="text-align: center;">Normal condition</p> <div style="border: 1px solid black; padding: 5px; text-align: center;">  </div> <p style="text-align: center;">Display not illuminated and in the absence of gas.</p>	<p style="text-align: center;">Normal Illuminated</p> <div style="border: 1px solid black; padding: 5px; text-align: center;">  </div> <p style="text-align: center;">Green illuminated display and in the absence of gas. To turn on the lighting Press the button</p>
<p style="text-align: center;">Alarm condition</p> <div style="border: 1px solid black; padding: 5px; text-align: center;">  </div> <p style="text-align: center;">The flashing red illuminated display represents a % of gas detection. With the increase of percentage increases signal frequency Acoustic.</p>	<p style="text-align: center;">Fault condition</p> <div style="border: 1px solid black; padding: 5px; text-align: center;">  </div> <p style="text-align: center;">The display with yellow color and the FAU represent a sensor fault</p>

Gas detection function

Press the button to turn on or turn off the instrument, press and hold for 5 seconds.

Explosive GAS detection

When you turn on the appliance you will see a **COUNT DOWN** ⌚ starts on the display lasting about 45 seconds (pre-heating). When complete, the instrument is ready for use.

Hold the detector in your hand at an average height from the ground to detect any gas dispersed in air or bring the tip of the *flexible* antenna near the probable sources of leak which:

- Pipes
- Couplings
- Joints
- Solenoid valves
- Niches

If the instrument detects a leak, the percentage of GAS appears on the display, along with an intermittent sound that is more or less frequent depending on the amount detected. Together with the sound, the display lights RED color.

Backlight

Pressing the button turns on the backlight in green color with a **duration of 5 seconds**.

Display of the battery charge status

The display shows the battery symbol.

When the battery is **charged** the symbol is all **black**, discharging becomes **white**, when it flashes is discharged

Note: The unit will have an auto shut down after 10 minutes of inactivity (no button pressure and no gas detection).

If the appliance does not turn on.

Check the battery is charged. If not, charge or replace it.

Note: With low battery, gas measurement might not be reliable.

Gas is not being detected.

Check that the capsule is working. If burnt, **“FAU”** appears on the display.

In the event other problems arise, directly contact a specialist and/or authorised **technician** or your **BEINAT S.r.l.** dealer.

INSURANCE. This device is insured by the SOCIETÀ REALE MUTUA for the PRODUCT'S GENERAL LIABILITY up to a maximum of 1,500,000.00 EURO against damages caused by the device in case of failures in functioning.

WARRANTY. The warranty term is 3 years from manufacturing date, in agreement with the following conditions. The components acknowledged as faulty will be replaced free of charge, excluding the replacement of plastic or aluminium cases, bags, packing, batteries and technical reports.

The device must arrive free of shipment charges to **BEINAT S.r.l.**

Defects caused by unauthorized personnel tampering, incorrect installation and negligence resulting from phenomena outside normal functioning shall be excluded from the warranty.

BEINAT S.r.l. is not liable for possible damage, direct or indirect, to people, animals, or things; from product faults and from its enforced suspension of use.



DISPOSAL OF OLD ELECTRICAL & ELECTRONIC EQUIPMENT.

This symbol on the product or its packaging indicates that this product shall not be treated as household waste. Instead, it shall be handed over to the applicable collection point for the recycling of electrical and electronic equipment, such as for example:

- sales points, in case you buy a new and similar product
- local collection points (waste collection center, local recycling center, etc....)

By ensuring this product is disposed of correctly, you will help prevent potential negative consequence for the environment and human health, which could otherwise be caused by inappropriate waste handing of this product. The recycling of materials will help to conserve natural resources. For more detailed information about recycling of this product, please contact your local city office, your household waste disposal service or the shop where you purchased the product.

Attention: in some countries of the European Union, the product is not included in the field of application of the National Law that applies the European Directive 2002/96/EC and therefore these countries have no obligation to carry out a separate collection at the "end of life" of the product.



Portable gas detector **NASE25/S - NASE30/S** *Lo styling è della b & b design*

Stamp and signature of the dealer

Date of purchase:

Serial number:

La Beinat S.r.l. following the purpose of improving its products, reserves the right to change the technical, aesthetic and functional characteristics at any time and without giving any notice.

BEINAT S.r.l.
 Via Fatebenefratelli 122/C 10077, S. Maurizio C/se (TO) - ITALY
 Tel. 011.921.04.84 - Fax 011.921.14.77
 http:// www.beinat.com

