

## Portable Oxygen Reader NASE25\_O<sub>2</sub> Rev 2



- \* High sensitivity to oxygen
- \* Backlit color display
- \* Fluorescence optic sensor
- \* Sensor life 6 years
- \* Rechargeable LiPo battery
- \* Autonomy 25 hours
- \* Rechargeable also from PC
- \* Auto power off after 10 "
- \* Warranty 3 years

Never as in these pandemic days, due to **COVID19**, the human being wants to know the oxygen amount presents both in his body and in the surrounding environment, also because due to the equipment use that produces ozone, oxygen becomes more and more lacking.

**BEINAT S.r.l.** with the prestige that has distinguished it for over forty years and the concept of "equipment fitness" has built a sophisticated portable oxygen detector, with a rechargeable battery also via PC.

### Gas concentration reader

The technology of this instrument and its precision in detecting this gas are due to an optical **fluorescence sensor**, the response of which is managed by a microcontroller.

The percentage of oxygen present in the air is constantly shown through its display. The detector promptly informs the danger threshold, due to deficiency or excess of oxygen, in the following percentages:

**Excess 23.5%**, indicated on the display in red

**Typical oxygen in air 20.9%**, indicated on the display in green color

**Deficiency 18.5%**, indicated on the display in red

Reading from **0% to 25%**. Resolution **0.1%**


The **NASE25\_O<sub>2</sub>** reading can also be performed in a low lighted environment as the display is backlit. The charge and discharge of the battery is controlled by the microprocessor reporting on the display the percentage of charge

Thank you for choosing the **BEINAT S.r.l.** digital gas detector mod. **NASE25\_O<sub>2</sub>**

### Important Note

Read these instructions carefully before use and always keep them within hands reach while using the instrument.

The illustrations and texts shown on the screens in this manual may differ from those actually displayed.



## For your safety

To prevent damage to the product or injury to you and to third persons, before using the device read them carefully and in their entirety the following warnings, related to security

**Keep them safe so they are available for consultation by anyone before using the appliance.**

**Immediately turn off the appliance in the event of malfunctioning.**

In the event you detect smoke or a pungent or unusual odour coming from the appliance or power supply (optional accessory):

Immediately turn off the detector; disconnect the power supply from the mains, if connected to charge the battery, and send to the nearest Service Centre.

**Do not try to dismantle the appliance.**

Contact with internal components of the detector can cause injury. In the event of faults, the product should only be repaired by qualified personnel.

If the device is broken due to a fall or crash, consult the Service Centre for the necessary repairs.

**Avoid contact with liquid crystals.**

In the event the display breaks, pay attention not to injure yourself with the glass fragments and avoid the liquid crystals coming in contact with your skin, eyes or mouth.

To serve you long and satisfaction of your digital equipment, use it and store it keeping in mind the following precautions.

**CHECK** the integrity of the probe after having removed it from the box.

Any use of the detector for purposes other than the intended one is considered improper, and as a result of which **BEINAT S.r.l.** therefore disclaims any responsibility for possible damages caused to people, animals or objects.

**Do not allow it to become wet.** The detector can be seriously damaged as it is not waterproof either when immersed in water or exposed to high levels of humidity.

**Do not drop it.** Heavy knocks on hard surfaces and strong vibrations can damage the appliance.

**Avoid strong magnetic fields.** This detector should not be used or stored near radiation, or intense magnetic fields. Static electricity or magnetic fields generated by appliances such as radio transmitters can interfere with measurements, may damage data recorded, and internal circuits.

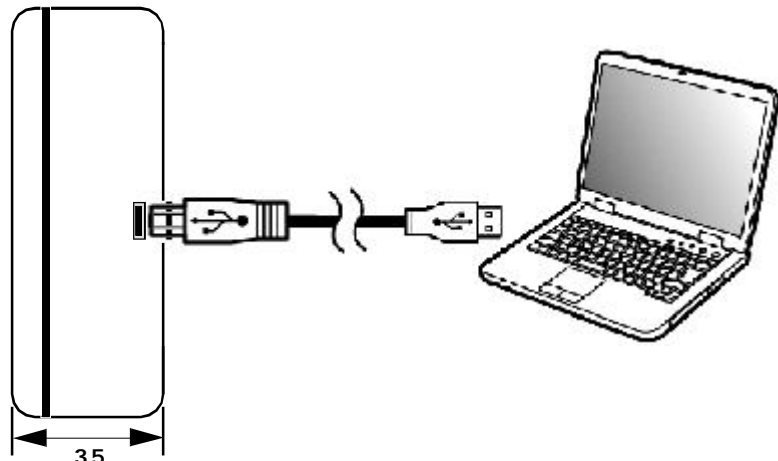
Above a certain temperature (+ 45 ° C about) the monitor becomes black, to make it visible again function you must cool it by placing it in the refrigerator for a few minutes.

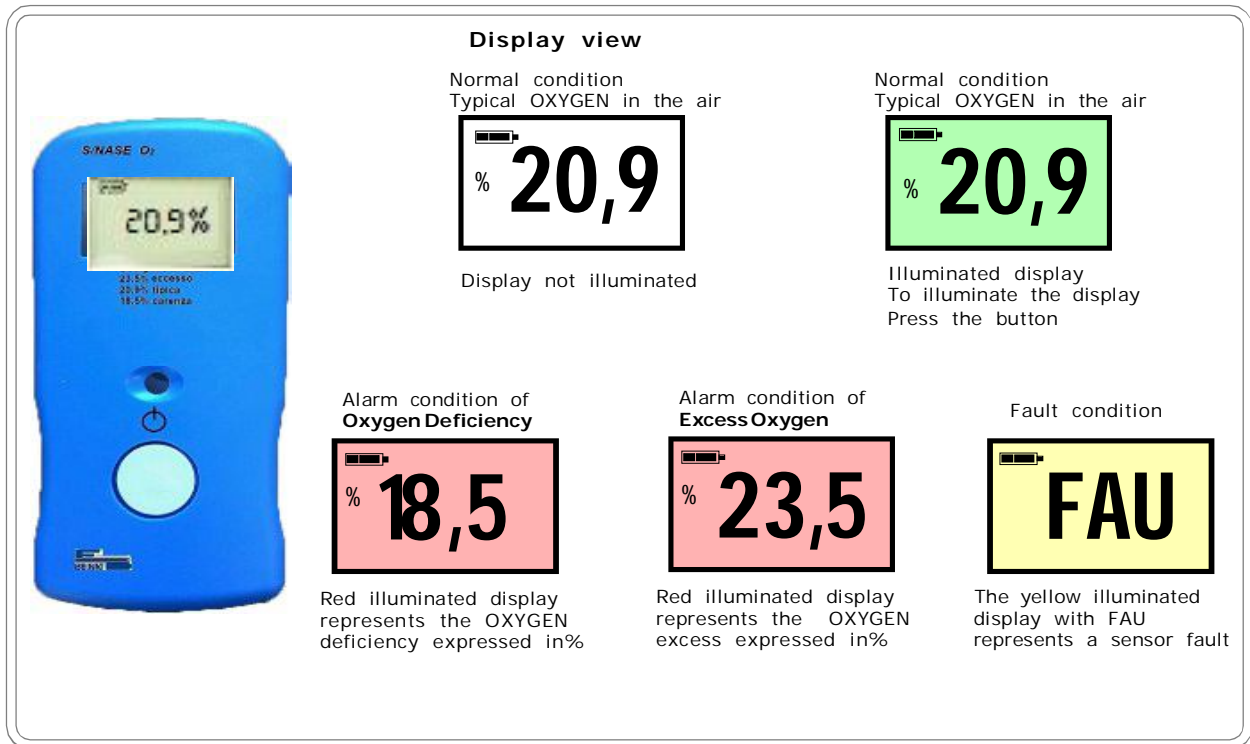
**Cleaning** Never clean the device with chemical products. If necessary, wash with a moist cloth.

## Technical features

<b>NASE25_O<sub>2</sub></b> Powered by LiPo battery .....	3,7 V
Power demand during explosive gas detection .....	30 mA
Standby power during alarm .....	60 mA
Battery autonomy .....	25 hours approx
Battery charger .....	via PC
Optional battery charger not supplied .....	External 5 VDC 350 mA
Charging time .....	7 hours
Control battery charge and discharge .....	On display

Detection: Gas: .....	Oxygen
Integrated sensor depending on the type of GAS .....	Fluorescence optic
Sensor duration .....	6 Years
Measuring range .....	from 0% to 25%
Resolution .....	0.1%
Detector accuracy .....	0.1%
Response time .....	1 "
Display .....	Backlit LCD
Operating temperature .....	-20 ° C ÷ + 45 ° C
Auto-off, in explosive gas detection function .....	after 10 minutes
Dimensions and weight .....	67 * 135 * 35mm 70gr





### Function of the OXYGEN Detector

Press the button to turn the instrument on or off, hold it down for 5 seconds.

### Detection

Turning on you will notice on the Display the beginning of a **COUNT DOWN** ⌚ which will last about 15 seconds (stabilization) after which the instrument will be ready to detect.

Hold the detector in your hand, at an average height above the ground to detect the concentration of OXYGEN that is found in the air.

### EXCESS ALARM

If the instrument detects an Excess Oxygen, the percentage will appear on the display together with an intermittent sound more or less fast depending on the extent of the detection. Together with the sound, the Display will light RED.

### DEFICIENCY ALARM

If the instrument detects an oxygen deficiency, the percentage will appear on the display together with an intermittent sound more or less fast depending on the extent of the detection. Together with the sound, the Display will light RED.

### Backlight

Pressing the button turns on the green backlight with a duration of 5 seconds.

### Display of the battery charge status

The battery figure is shown on the display. When it is **loaded** the figure is all **black**, **discharging** becomes **white**, when flashing it is discharged.

**Note:** The appliance provides for an automatic shutdown after 10 minutes of inactivity (no button press and no detection).

### If the device does not turn on.

Verify that the battery is charged. If not, recharge it.

### It does not detect.

Check that the capsule is efficient, if burned in the display "**FAU**"

In the event other problems arise, directly contact a specialist and/or authorised **technician** or your **BEINAT S.r.l.** dealer.

**INSURANCE.** This device is insured by the SOCIETÀ REALE MUTUA for the PRODUCT'S GENERAL LIABILITY up to a maximum of 1,500,000.00 EURO against damages caused by the device in case of failures in functioning.

**WARRANTY.** The warranty term is 3 years from manufacturing date, in agreement with the following conditions. The components acknowledged as faulty will be replaced free of charge, excluding the replacement of plastic or aluminium cases, bags, packing, batteries and technical reports.

The device must arrive free of shipment charges to **BEINAT S.r.l.**

Defects caused by unauthorized personnel tampering, incorrect installation and negligence resulting from phenomena outside normal functioning shall be excluded from the warranty.

**BEINAT S.r.l.** is not liable for possible damage, direct or indirect, to people, animals, or things; from product faults and from its enforced suspension of use.



Oxygen detector **NASE\_O<sub>2</sub>** *Lo styling è della b & b design*


Stamp and signature of the dealer

Date of purchase: .....

Serial number: .....

Beinat S.r.l. following the purpose of improving its products, reserves the right to change the technical, aesthetic and functional characteristics at any time and without giving any notice.

**BEINAT S.r.l.**  
Via Fatebenefratelli 122/C 10077, S. Maurizio C/se (TO) - ITALY  
Tel. 011.921.04.84 - Fax 011.921.14.77  
[http:// www.beinat.com](http://www.beinat.com)

 **Business** - [info@beinat.com](mailto:info@beinat.com)  
**Help Desk** - [laboratorio@beinat.com](mailto:laboratorio@beinat.com)